

Any Wall

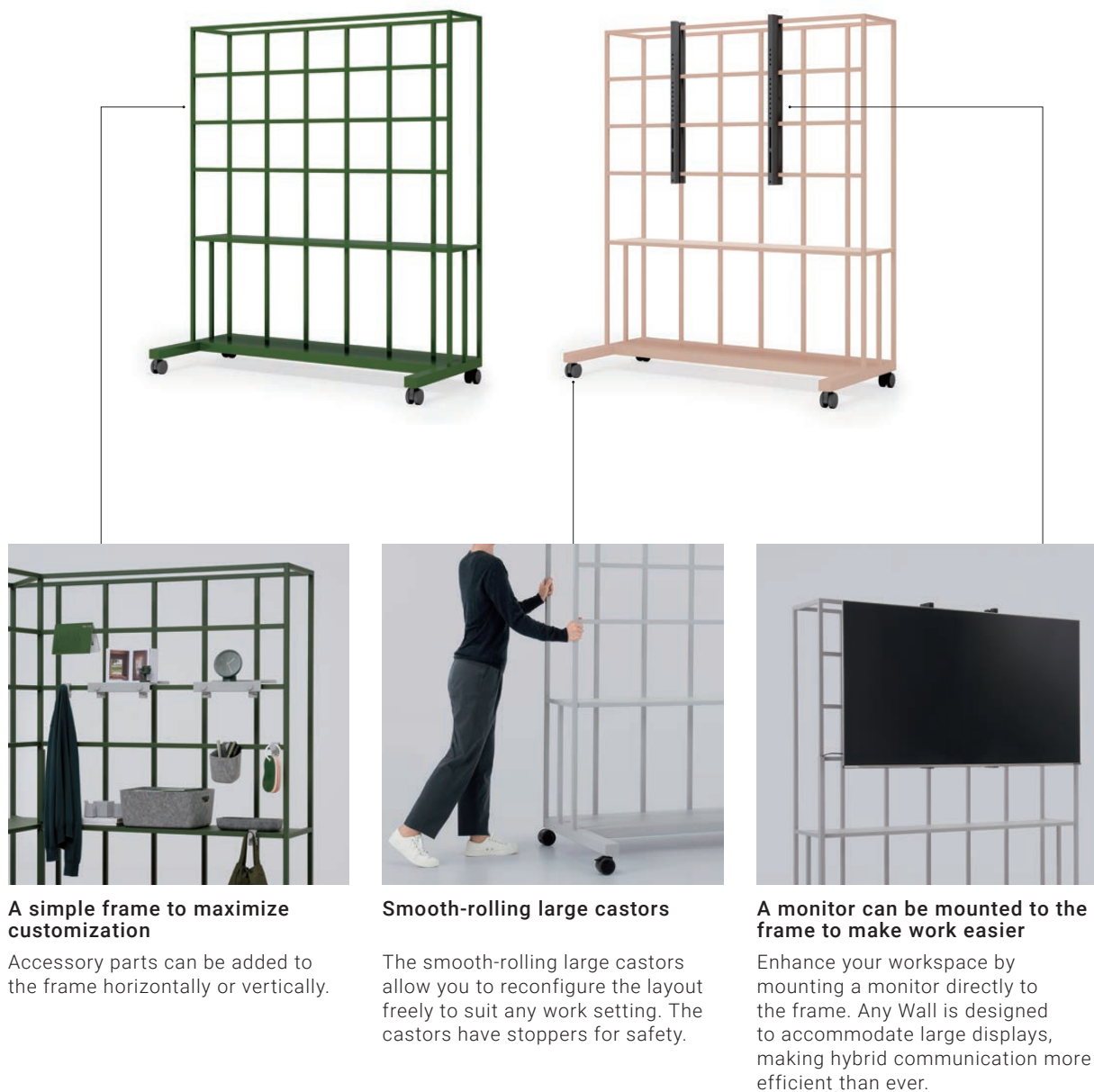
Create a mobile base of operations with Any Wall. Designed on castors for total mobility, it enhances project work for both in-person and hybrid teams by providing a versatile focal point for collaboration.



GOOD DESIGN AWARD 2023

BEST 100

FEATURES



A simple frame to maximize customization

Accessory parts can be added to the frame horizontally or vertically.








Smooth-rolling large castors

The smooth-rolling large castors allow you to reconfigure the layout freely to suit any work setting. The castors have stoppers for safety.

A monitor can be mounted to the frame to make work easier

Enhance your workspace by mounting a monitor directly to the frame. Any Wall is designed to accommodate large displays, making hybrid communication more efficient than ever.

COLOR & MATERIAL

Body							
	E6A Black	E2A Light gray	M1A White brown	Q6A Deep green	39A Ash turquoise	9GA Ash pink	1SA Olive yellow

LINEUP

Corner wall



SAN-C16167X - M1A 1

Standard straight wall



SAN-S16077X - Q6A 1



SAN-S11077X - 39A 1

Straight wall for monitor



SAN-S16077D - 9GA 1



SAN-S11077D - 1SA 1

ACCESSORIES



Cable tray

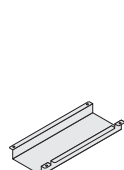
SANA-MBCT1-E2A 1

Monitor brackets: Large-sized


SANA-MK1-E6A 1

Monitor brackets: Medium-sized

SANA-MK2-E6A 1



SANA-MBCT1



SANA-MK1



SANA-MK2



Clamp-on hook

SANA-CH-E2 1



Felt cup

ATB-F02C-KKEF 1



Felt tray

ATB-F02T-KKEF 1



Felt basket

ATB-F02B-KKEF 1



Clamp-on shelf

SANA-DS-E2A 1



Hanging whiteboard

SANA-BDS-E2AGVEB 1



Curtain set

SANA-CTRS167-UB 1



VARIATIONS

Corner wall



Storage setting

Corner wall SAN-C16167X-Q6A1	×1	Clamp-on hook SANA-CH-E21	×7
Felt cup ATB-F02C-KKEF1	×1	Clamp-on shelf SANA-DS-E2A1	×2
Felt tray ATB-F02T-KKEF1	×1	Curtain set SANA-CTRS167-UB1	×1
Felt basket ATB-F02B-KKEF1	×3		



Whiteboard setting

Corner wall SAN-C16167X-1SA1	×1	Clamp-on hook SANA-CH-E21	×4
Felt cup ATB-F02C-KKEF1	×2	Clamp-on shelf SANA-DS-E2A1	×2
Felt tray ATB-F02T-KKEF1	×2	Hanging whiteboard SANA-BDS-E2AGVEB1	×1
Felt basket ATB-F02B-KKEF1	×3		

Straight wall



Monitor setting

Straight wall for monitor SAN-S16077D-39A1	×1
Felt basket ATB-F02B-KKEF1	×1

Note: Monitor not included.

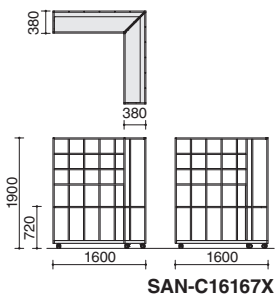


Whiteboard setting

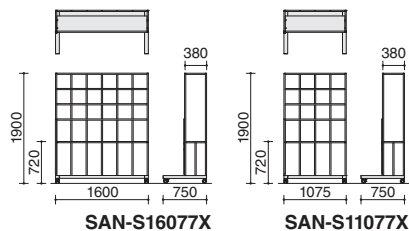
Standard straight wall SAN-S11077X-E6A1	×1	Clamp-on hook SANA-CH-E21	×1
Felt cup ATB-F02C-KKEF1	×1	Hanging whiteboard SANA-BDS-E2AGVEB1	×1
Felt tray ATB-F02T-KKEF1	×1		

DIMENSIONS

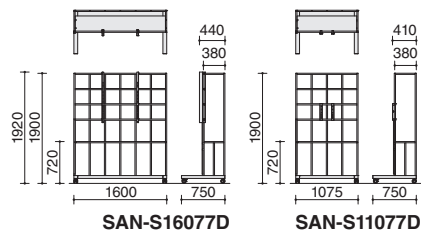
Corner wall



Standard straight wall



Straight wall for monitor



MATERIALS



Large castors

The large castors maximize load bearing capacity and movability. The stopper allows you to switch between free-moving mode and locked mode.

Body, leg, shelving, base

Powder-coated steel.

Castors

ø75 mm urethane with stopper (corner walls have stoppers on both sides; straight walls have stoppers only on the front castors).

Shelving load capacity (Uniformly distributed load)

Shelving: 294 N (approximately 30 kgf). Base: 392 N (approximately 40 kgf).
Front of corner wall or straight wall body (W1075 mm): 196 N (approximately 20 kgf).
Front of straight wall body (W1600 mm): 392 N (approximately 40 kgf).
Rear of body: 78 N (approximately 8 kgf). Sides of body: 39 N (approximately 4 kgf).

Caution: The stated load capacity for a corner wall indicates the load capacity for one of the two sections.
● Comes with cable cover.